



NCERT Class 11 Maths Solutions

Exercise 6.3

Question 1:

Solve the following system of inequalities graphically: $x \geq 3$, $y \geq 2$.

Solution 1:

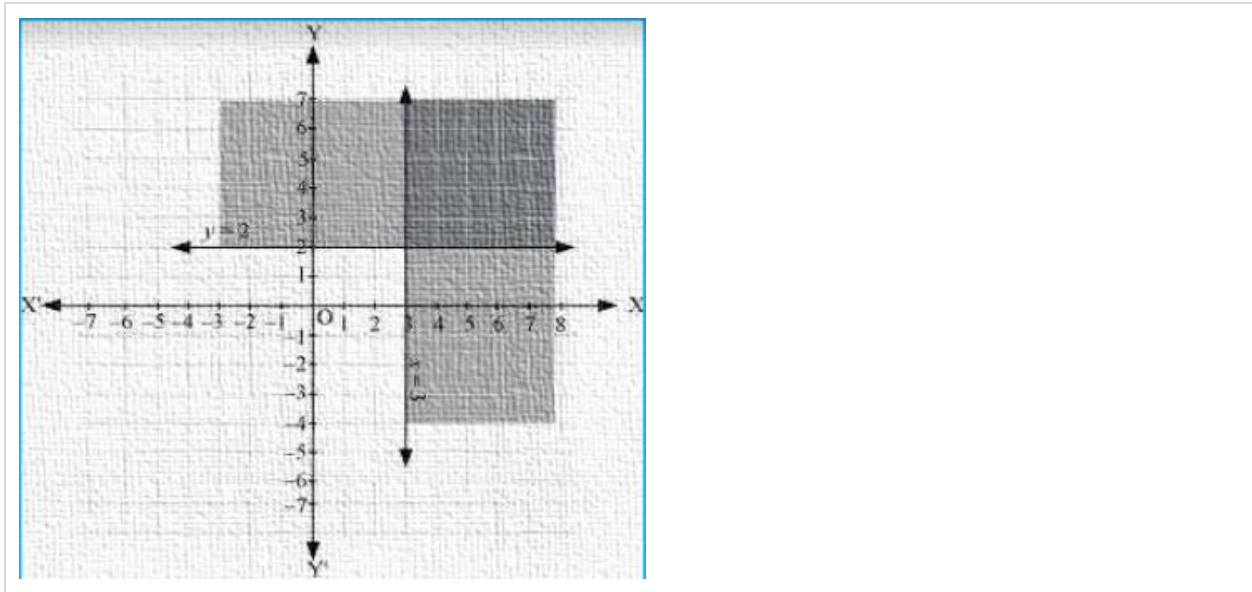
$$x \geq 3 \dots\dots(1)$$

$$y \geq 2 \dots\dots(2)$$

The graph of the lines, $x = 3$ and $y = 2$, are drawn in the figure below.

Inequality (1) represents the region on the right hand side of the line, $x = 3$ (including the line $x = 3$), and inequality (2) represents the region above the line, $y = 2$ (including the line $y = 2$).

Hence, the solution of the given system of linear inequalities is represented by the common shaded region including the points on the respective lines as follows.



Question 2:

Solve the following system of inequalities graphically: $3x+2y \leq 12$, $x \geq 1$, $y \geq 2$

Solution 2:

$3x+2y \leq 12$(1)

$y = 2$

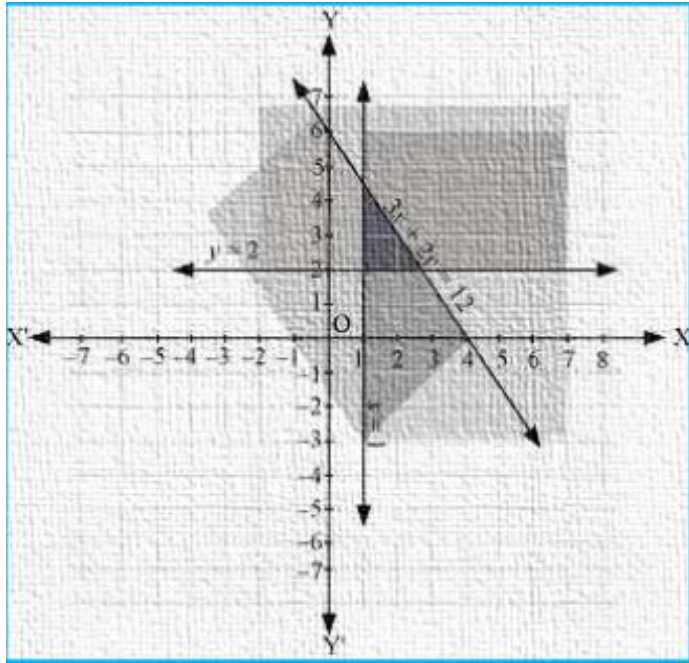
$x \geq 1$(2)

$y \geq 2$(3)

The graphs of the lines, $3x+2y=12$, $x=1$, and $y=2$, are drawn in the figure below.

Inequality (1) represents the region below the line, $3x+2y=12$ (including the line $3x+2y=12$). Inequality (2) represents the region on the right side of the line, $x=1$ (including the line $x=1$). Inequality (3) represents the region above the line, $y=2$ (including the line $y=2$).

Hence, the solution of the given system of linear inequalities is represented by the common shaded region including the points on the respective lines as follows.



Question 3:

Solve the following system of inequalities graphically: $2x + y \geq 6$, $3x + 4y \leq 12$

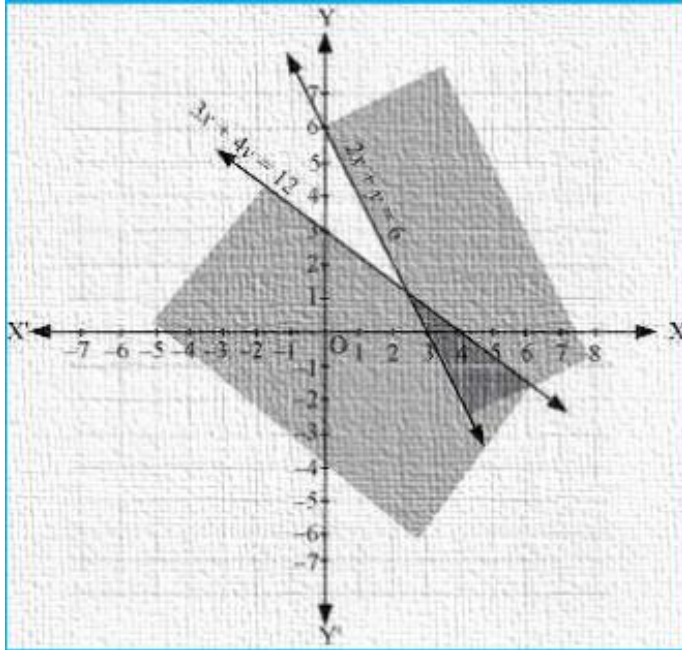
Solution 3:

$$2x + y \geq 6 \dots\dots(1)$$

$$3x + 4y \leq 12 \dots\dots(2)$$

The graph of the lines, $2x + y \geq 6$ and $3x + 4y = 12$, are drawn in the figure below. Inequality (1) represents the region above the line, $2x + y = 6$ (including the line $2x + y = 6$), and inequality (2) represents the region below the line, $3x + 4y = 12$ (including the line $3x + 4y = 12$).

Hence, the solution of the given system of linear inequalities is represented by the common shaded region including the points on the respective lines as follows.



Question 4:

Solve the following system of inequalities graphically: $x + y \geq 4$, $2x - y > 0$

Solution 4:

$$x + y \geq 4 \dots\dots(1)$$

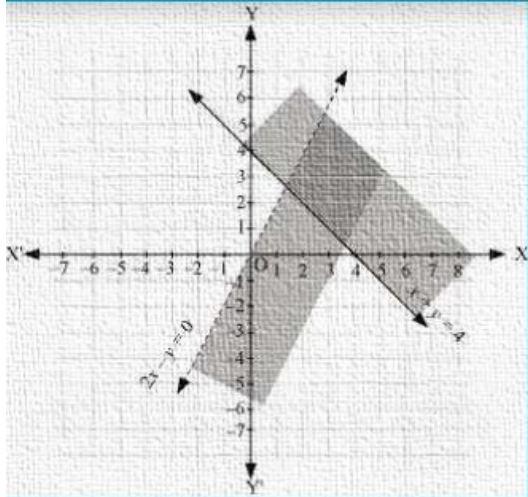
$$2x - y > 0 \dots\dots(2)$$

The graph of the lines, $x + y = 4$ and $2x - y = 0$, are drawn in the figure below.

Inequality (1) represents the region above the line, $x + y = 4$ (including the line $x + y = 4$). It is observed that $(1, 0)$ satisfies the inequality, $2x - y > 0$. $[2(1) - 0 = 2 > 0]$

Therefore, inequality (2) represents the half plane corresponding to the line, $2x - y = 0$, containing the point $(1, 0)$ [excluding the line $2x - y = 0$].

Hence, the solution of the given system of linear inequalities is represented by the common shaded region including the points on line $x + y = 4$ and excluding the points on line $2x - y = 0$ as follows.



Question 5:

Solve the following system of inequalities graphically: $2x - y > 1$, $x - 2y < -1$

Solution 5:

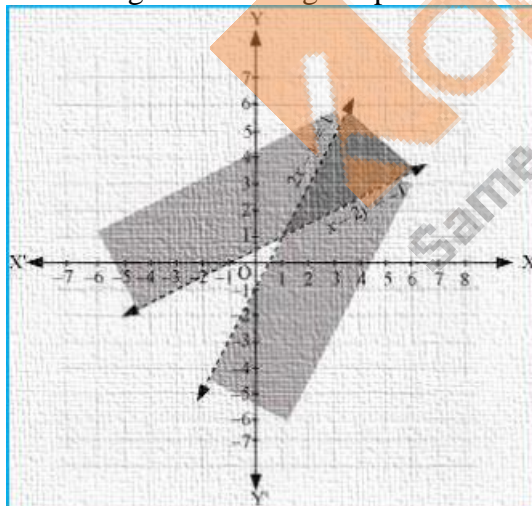
$$2x - y > 1 \dots\dots (1)$$

$$x - 2y < -1 \dots\dots (2)$$

The graph of the lines, $2x - y = 1$ and $x - 2y = -1$, are drawn in the figure below.

Inequality (1) represents the region below the line, $2x - y = 1$ (excluding the line $2x - y = 1$), and inequality (2) represents the region above the line, $x - 2y = -1$ (excluding the line $x - 2y = -1$).

Hence, the solution of the given system of linear inequalities is represented by the common shaded region excluding the points on the respective lines as follows.



Question 6:

Solve the following system of inequalities graphically: $x + y \leq 6$, $x + y \geq 4$

Solution 6:

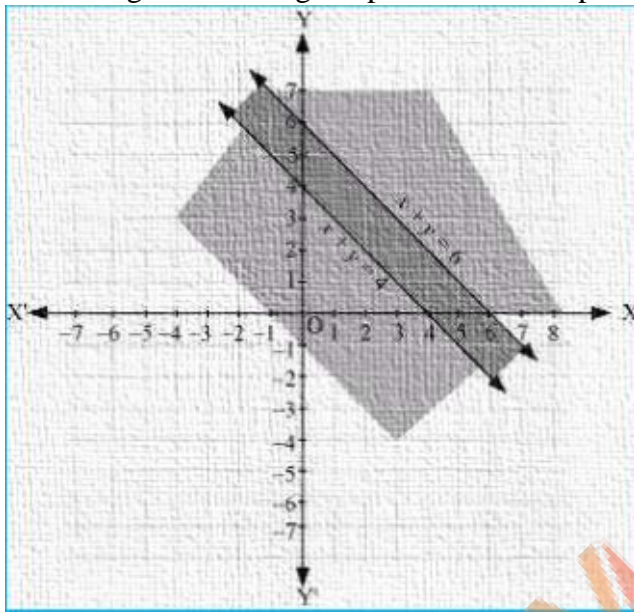
$$x + y \leq 6 \dots\dots(1)$$

$$x + y \geq 4 \dots\dots(2)$$

The graph of the lines, $x + y = 6$ and $x + y = 4$, are drawn in the figure below.

Inequality (1) represents the region below the line, $x + y = 6$ (including the line $x + y = 6$), and inequality (2) represents the region above the line, $x + y = 4$ (including the line $x + y = 4$).

Hence, the solution of the given system of linear inequalities is represented by the common shaded region including the points on the respective lines as follows.



Question 7:

Solve the following system of inequalities graphically: $2x + y \geq 8, x + 2y \geq 10$

Solution 7:

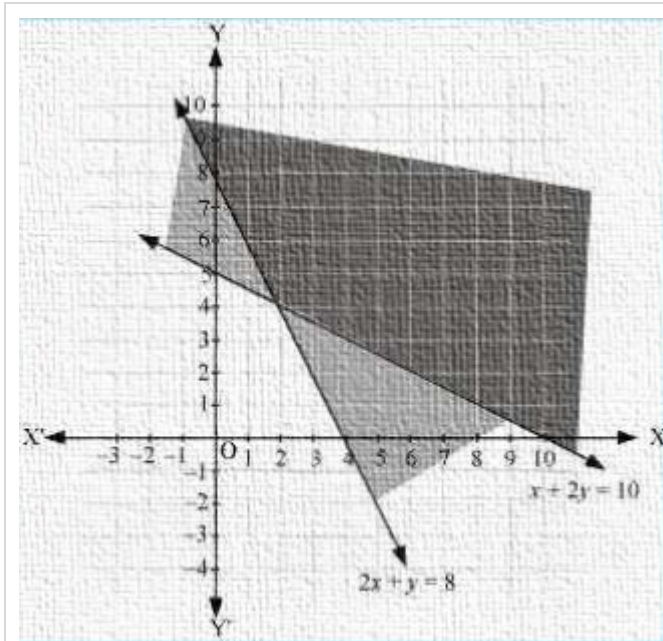
$$2x + y = 8 \dots\dots(1)$$

$$x + 2y = 10 \dots\dots(2)$$

The graph of the lines, $2x + y = 8$ and $x + 2y = 10$, are drawn in the figure below.

Inequality (1) represents the region above the line, $2x + y = 8$, and inequality (2) represents the region above the line, $x + 2y = 10$.

Hence, the solution of the given system of linear inequalities is represented by the common shaded region including the points on the respective lines as follows.



Question 8:

Solve the following system of the inequalities graphically: $x + y \leq 9$, $y > x$, $x \geq 0$

Solution 8:

$$x + y \leq 9 \dots\dots(1)$$

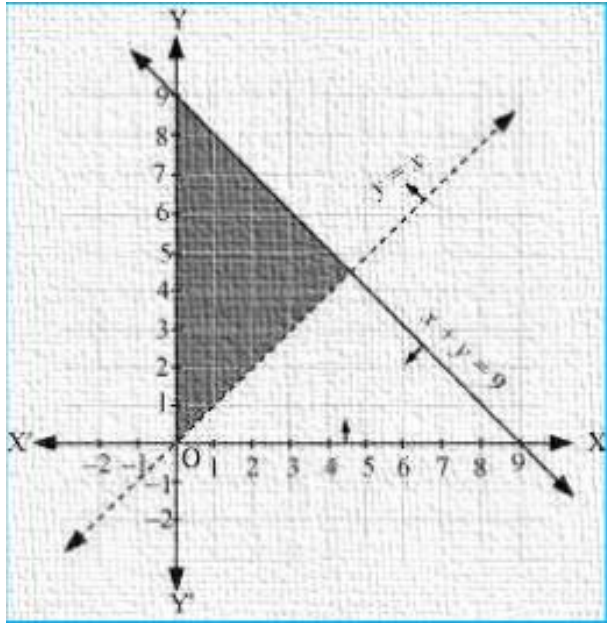
$$y > x \dots\dots(2)$$

$$x \geq 0 \dots\dots(3)$$

The graph of the lines, $x + y = 9$ and $y = x$, are drawn in the figure below.

Inequality (1) represents the region below the line, $x + y = 9$ (including the line $x + y = 9$). It is observed that $(0, 1)$ satisfies the inequality, $y > x$. $[1 > 0]$. Therefore, inequality (2) represents the half plane corresponding to the line, $y = x$, containing the point $(0, 1)$ [excluding the line $y = x$]. Inequality (3) represents the region on the right hand side of the line, $x = 0$ or y -axis (including y -axis)

Hence, the solution of the given system of linear inequalities is represented by the common shaded region including the points on the lines, $x + y = 9$ and $x = 0$, and excluding the points on line $y = x$ as follows.



Question 9:

Solve the following system of inequalities graphically: $5x+4y \leq 20$, $x \geq 1$, $y \geq 2$

Solution 9:

$5x+4y \leq 20$ (1)

$y = 2$

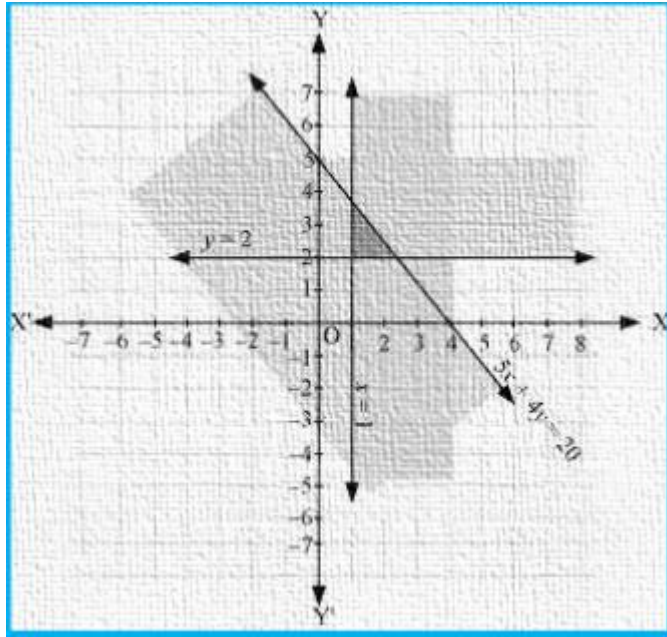
$x \geq 1$(2)

$y \geq 2$(3)

The graph of the lines, $5x+4y=20$, $x=1$ and $y=2$, are drawn in the figure below.

Inequality (1) represents the region below the line, $5x+4y=20$ (including the line $5x+4y=20$). Inequality (2) represents the region on the right hand side of the line, $x=1$ (including the line $x=1$). Inequality (3) represents the region above the line, $y=2$ (including the line $y=2$).

Hence, the solution of the given system of linear inequalities is represented by the common shaded region including the points on the respective lines as follows.



Question 10:

Solve the following system of inequalities graphically: $3x+4y \leq 60$, $x+3y \leq 30$, $x \geq 0$, $y \geq 0$

Solution 10:

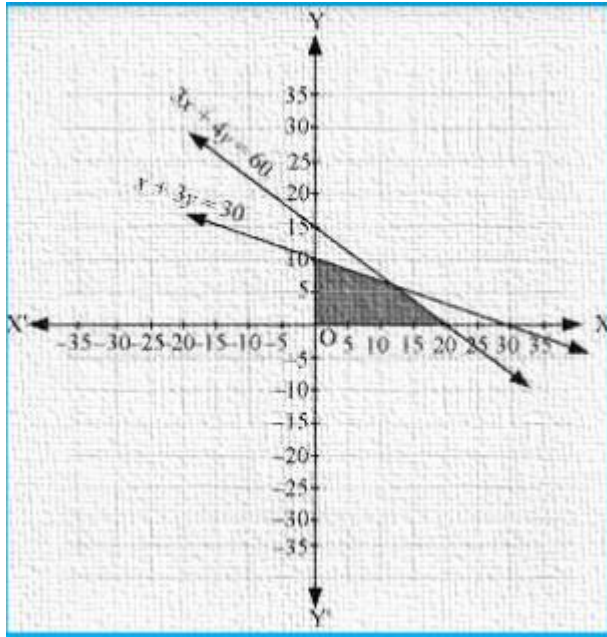
$$3x+4y \leq 60 \dots\dots(1)$$

$$x+3y \leq 30 \dots\dots(2)$$

The graph of the lines, $3x+4y=60$ and $x+3y=30$, are drawn in the figure below.

Inequality (1) represents the region below the line, $3x+4y=60$ (including the line $3x+4y=60$), and inequality (2) represents the region below the line, $x+3y=30$ (including the line $x+3y=30$).

Since $x \geq 0$ and $y \geq 0$, every point in the common shaded region in the first quadrant including the points on the respective line and the axes represents the solution of the given system of linear inequalities.



Question 11:

Solve the following system of inequalities graphically: $2x + y \geq 4$, $x + y \leq 3$, $2x - 3y \leq 6$

Solution 11:

$2x + y \geq 4$(1)

$x + y \leq 3$(2)

$2x - 3y \leq 6$(3)

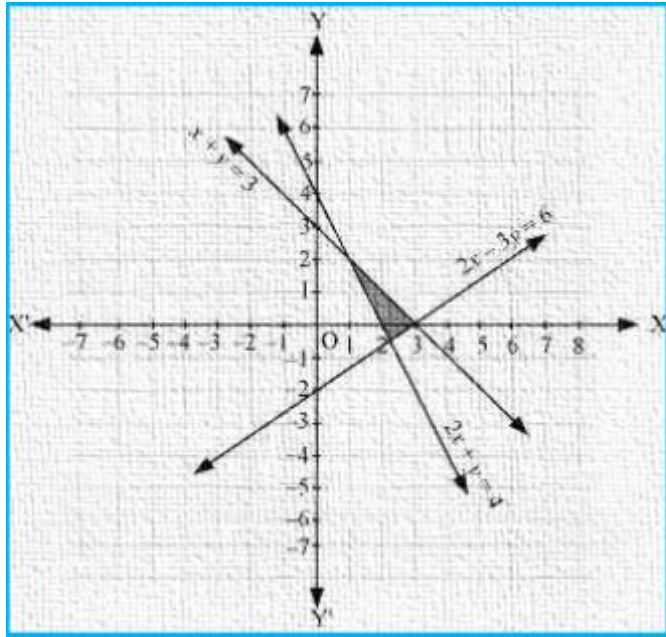
The graph of the lines, $2x + y = 4$, $x + y = 3$ and $2x - 3y = 6$, are drawn in the figure below.

Inequality (1) represents the region above the line, $2x + y = 4$ (including the line $2x + y = 4$).

Inequality (2) represents the region below the line, $x + y = 3$ (including the line $x + y = 3$).

Inequality (3) represents the region above the line, $2x - 3y = 6$ (including the line $2x - 3y = 6$).

Hence, the solution of the given system of linear inequalities is represented by the common shaded region including the points on the respective lines as follows.



Question 12:

Solve the following system of inequalities graphically:

$$x - 2y \leq 3, 3x + 4y \geq 12, x \geq 0, y \geq 1$$

Solution 12:

$$x - 2y \leq 3 \dots\dots (1)$$

$$3x + 4y \geq 12 \dots\dots (2)$$

$$y \geq 1 \dots\dots (3)$$

The graph of the lines, $x - 2y = 3$, $3x + 4y = 12$ and $y = 1$, are drawn in the figure below.

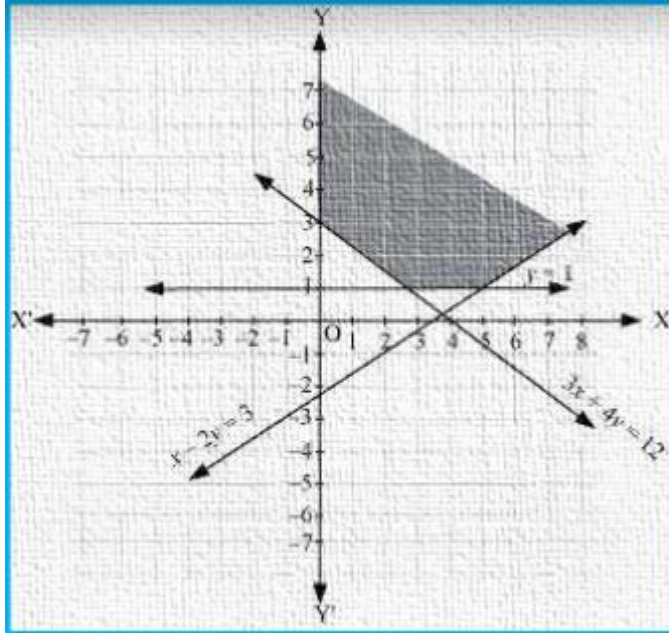
Inequality (1) represents the region above the line, $x - 2y = 3$ (including the line $x - 2y = 3$).

Inequality (2) represents the region above the line, $3x + 4y = 12$ (including the line $3x + 4y = 12$).

Inequality (3) represents the region above the line, $y = 1$ (including the line $y = 1$). The

inequality, $x \geq 0$, represents the region on the right and side of y -axis (including y -axis).

Hence, the solution of the given system of linear inequalities is represented by the common shaded region including the points on the respective lines and y -axis as follows.



Question 13:

Solve the following system of inequalities graphically:

$$4x + 3y \leq 60, y \geq 2x, x \geq 3, x, y \geq 0$$

Solution 13:

$$4x + 3y \leq 60 \dots (1)$$

$$x = 3$$

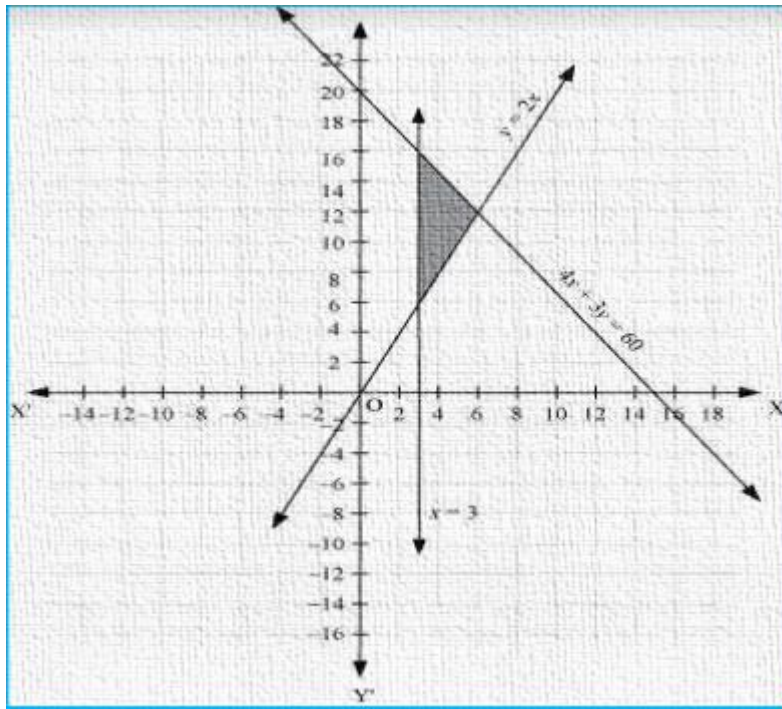
$$y \geq 2x \dots (2)$$

$$x \geq 3 \dots (3)$$

The graph of the lines, $4x + 3y = 60$, $y = 2x$, $x = 3$, are drawn in the figure below.

Inequality (1) represents the region below the line, $4x + 3y = 60$ (including the line $4x + 3y = 60$). Inequality (2) represents the region above the line, $y = 2x$ (including the line $y = 2x$). Inequality (3) represents the region on the right hand side of the line, $x = 3$ (including the line $x = 3$).

Hence, the solution of the given system of linear inequalities is represented by the common shaded region including the points on the respective lines as follows.



Question 14:

Solve the following system of inequalities graphically:

$$3x + 2y \leq 150, x + 4y = 80, x \leq 15, y \geq 0, x \geq 0$$

Solution 14:

$$3x + 2y \leq 150 \dots (1)$$

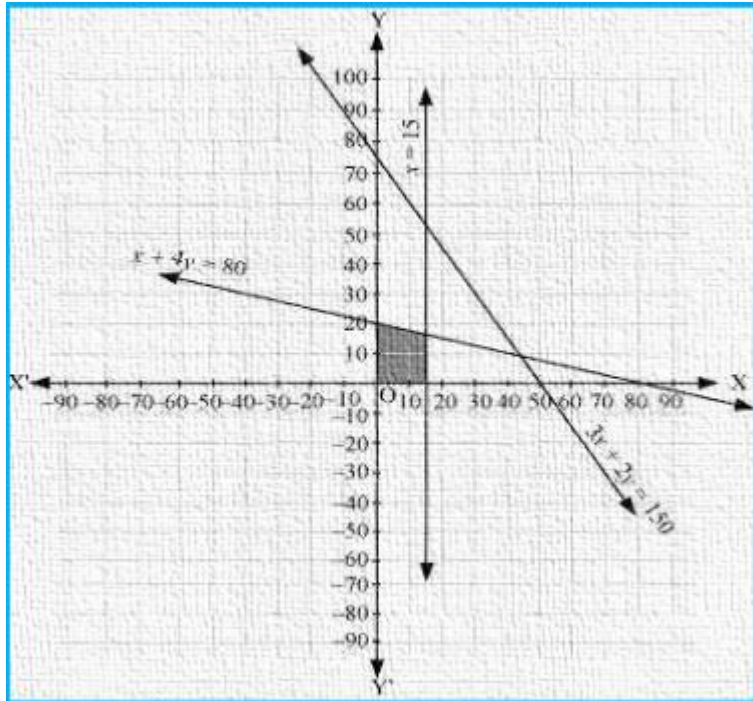
$$x + 4y = 80 \dots (2)$$

$$x \leq 15 \dots (3)$$

The graph of the lines, $3x + 2y = 150$, $x + 4y = 80$ and $x = 15$, are drawn in the figure below.

Inequality (1) represents the region below the line, $3x + 2y = 150$ (including the line $3x + 2y = 150$). Inequality (2) represents the region below the line, $x + 4y = 80$ (including the line $x + 4y = 80$). Inequality (3) represents the region on the left hand side the line, $x = 15$ (including the line $x = 15$).

Since $x \geq 0$ and $y \geq 0$, every point in the common shaded region in the first quadrant including the points on the respective lines and the axes represents the solution of the given system of linear inequalities.



Question 15:

Solve the following system of inequalities graphically:

$$x + 2y \leq 10, x + y \geq 1, x - y \leq 0, x \geq 0, y \geq 0$$

Solution 15:

$$x + 2y \leq 10 \dots\dots(1)$$

$$x + y \geq 1 \dots\dots(2)$$

$$x - y \leq 0 \dots\dots(3)$$

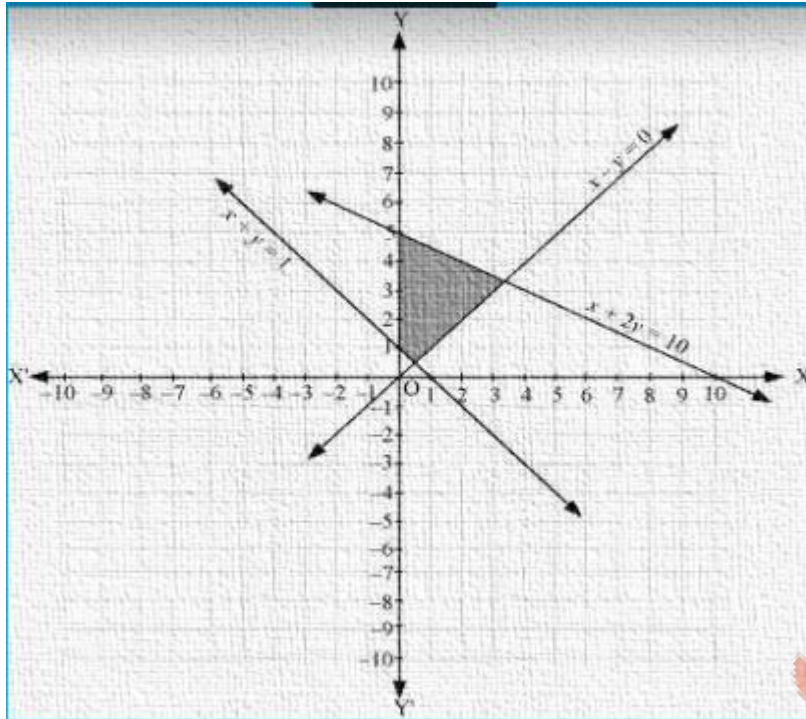
The graph of the lines, $x + 2y = 10$, $x + y = 1$ and $x - y = 0$, are drawn in the figure below.

Inequality (1) represents the region below the line, $x + 2y = 10$ (including the line $x + 2y = 10$).

Inequality (2) represents the region above the line, $x + y = 1$ (including the line $x + y = 1$).

Inequality (3) represents the region above the line, $x - y = 0$ (including the line $x - y = 0$).

Since $x \geq 0$ and $y \geq 0$, every point in the common shaded region in the first quadrant including the points on the respective lines and the axes represents the solution of the given system of linear inequalities.



Miscellaneous Exercise

Question 1:

Solve the inequality $2 \leq 3x - 4 \leq 5$

Solution 1:

$$2 \leq 3x - 4 \leq 5$$

$$\Rightarrow 2 + 4 \leq 3x - 4 + 4 \leq 5 + 4$$

$$\Rightarrow 6 \leq 3x \leq 9$$

$$\Rightarrow 2 \leq x \leq 3$$

Thus, all the real numbers, x , which are greater than or equal to 2 but less than or equal to 3, are the solutions of the given inequality. The solution set for the given inequality is $[2, 3]$.

Question 2:

Solve the inequality $6 \leq -3(2x - 4) < 12$

Solution 2:

$$6 \leq -3(2x - 4) < 12$$

$$\Rightarrow 2 \leq -(2x - 4) < 4$$

$$\Rightarrow -2 \geq 2x - 4 > -4$$

$$\Rightarrow 4 - 2 \geq 2x > 4 - 4$$

$$\Rightarrow 2 \geq 2x > 0$$

$$\Rightarrow 1 \geq x > 0$$